
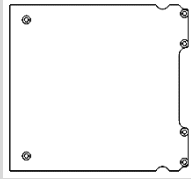

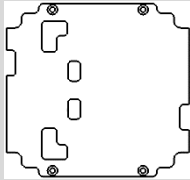


OPTION SHEET FOR NANOCOM AM2150-P

Customer Product ID: _____ (optional, enter your reference here)

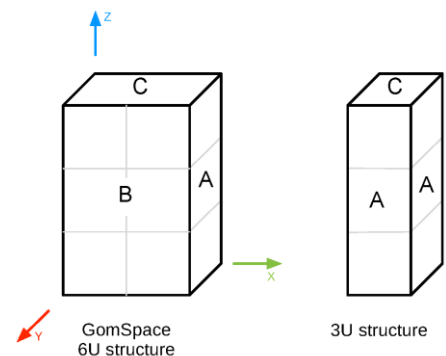
Order number: _____

1. Configuration Table

Choose mounting plate		
Type A		
Type B		
Type C		
Type D		

2. Mounting Plate

Four different mounting plates are available, depending on where the antenna is placed on a nano-satellite. They are all 1.5 mm aluminum. The 3U is used as an example; the plates can also be mounted on 1U and 2U nano-satellite.



Type A



Used in a 3U structure on the A-sides and on the 6U structure A-sides.

Type C



Used in the top or bottom of a 3U structure and not exceed the height of the structure rails.

Type B

Used in the 6U structure B-sides.

Type D



Designed for use on a 6U structure in conjunction with two solar panels. If used with a standard profile antenna, precautions should be taken to ensure the launch-pod can accommodate the extra height.

3. Disclaimer

The information in this document is subject to change without notice and should not be construed as a commitment by GomSpace. GomSpace assumes no responsibility for any errors that may appear in this document.

In no event shall GomSpace be liable for incidental or consequential damages arising from use of this document or the software and hardware described in this document.

Product name: NanoCom AM2150-P

Document No.: 1028247

Revision: 1.3

Author: ROBB

Approved by: SONO

Approval date: 02 August 2022

Confidentiality Notice

This document is submitted for a specific purpose as agreed in writing and contains information, which is confidential and proprietary. The recipient agrees by accepting this document, that this material will not be used, transferred, reproduced, modified, copied or disclosed in whole or in part, in any manner or to any third party, except own staff to meet the purpose for which it was submitted without prior written consent.

GomSpace © 2022